

**Ø22/25 Round Push Button Switches (S2PR Series)**

Type	Appearance	Model	Contact block		LED block										
			A contact	B contact	AC/DC voltage	AC voltage									
Extended	 <p>S2PR-P1Y□</p> 	S2PR-P1□A(M)	1	—	—	—									
		S2PR-P1□2A(M)	2	—											
		S2PR-P1□3A(M)	3	—											
		S2PR-P1□B(M)	—	1											
		S2PR-P1□2B(M)	—	2											
		S2PR-P1□3B(M)	—	3											
		S2PR-P1□AB(M)	1	1											
		S2PR-P1□2AB(M)	2	1											
		S2PR-P1□A2B(M)	1	2											
		<p>※□ indicates color: <b>R</b>, <b>B</b>, <b>G</b>, <b>Y</b>, <b>K</b></p> <p>※The M in the model name indicates modular type contact block. Models without M are singular contact block.</p> <p>※The control unit, contact blocks, LED blocks are sold separately. (control unit: bold letters, contact block: regular letters)</p> <p>※Waterproof cap (model: SA-WP) is available.</p> <p>• Dimensions <span style="float: right;">(unit: mm)</span></p> <div style="display: flex; justify-content: space-around; align-items: flex-start;">   <table border="1" style="margin-left: auto;"> <thead> <tr> <th></th> <th>A</th> <th>B</th> </tr> </thead> <tbody> <tr> <td>Singular type</td> <td>48.5</td> <td>27.0</td> </tr> <tr> <td>Modular type</td> <td>46.5</td> <td>25.0</td> </tr> </tbody> </table> </div> <p style="text-align: right;">※For panel cut-out dimensions, please refer to page A-82.</p>								A	B	Singular type	48.5	27.0	Modular type
	A	B													
Singular type	48.5	27.0													
Modular type	46.5	25.0													

Type	Appearance	Model	Contact block		LED block										
			A contact	B contact	AC/DC voltage	AC voltage									
Extended button	 <p>S2PR-E1G□</p> 	S2PR-E1□A(M)	1	—	—	—									
		S2PR-E1□2A(M)	2	—											
		S2PR-E1□3A(M)	3	—											
		S2PR-E1□B(M)	—	1											
		S2PR-E1□2B(M)	—	2											
		S2PR-E1□3B(M)	—	3											
		S2PR-E1□AB(M)	1	1											
		S2PR-E1□2AB(M)	2	1											
		S2PR-E1□A2B(M)	1	2											
		<p>※□ indicates color: <b>R</b>, <b>B</b>, <b>G</b>, <b>Y</b>, <b>K</b></p> <p>※The M in the model name indicates modular type contact block. Models without M are singular contact block.</p> <p>※The control unit, contact blocks, LED blocks are sold separately. (control unit: bold letters, contact block: regular letters)</p> <p>• Dimensions <span style="float: right;">(unit: mm)</span></p> <div style="display: flex; justify-content: space-around; align-items: flex-start;">   <table border="1" style="margin-left: auto;"> <thead> <tr> <th></th> <th>A</th> <th>B</th> </tr> </thead> <tbody> <tr> <td>Singular type</td> <td>48.5</td> <td>27.0</td> </tr> <tr> <td>Modular type</td> <td>46.5</td> <td>25.0</td> </tr> </tbody> </table> </div> <p style="text-align: right;">※For panel cut-out dimensions, please refer to page A-82.</p>								A	B	Singular type	48.5	27.0	Modular type
	A	B													
Singular type	48.5	27.0													
Modular type	46.5	25.0													



# Ø22/25 Push Button Switches

## Control Switches

Ø16

Ø22/25

Ø30

□30

## Push Button Switches

Round

Square

Rectangular

## Selector Switches

Round

Square

Rectangular

## Key Selector Switches

Round

Square

Rectangular

## Double Push Button Switches

## Mushroom-head Push Button Switches

## Emergency Switches

## Pilot Lights





## Accessories

## Buzzers



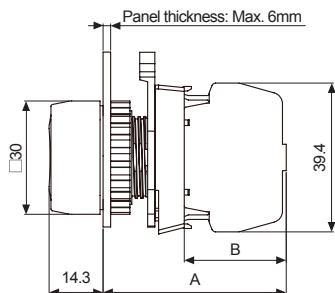
Type	Appearance	Model	Contact block		LED block		
			A contact	B contact	AC/DC voltage	AC voltage	
Extended (illuminated)	 S2PRU-P3Y□ 	Modular contact	S2PR(U)-P3□ADM	1	—	1	—
			S2PR(U)-P3□2ADM	2	—		
			S2PR(U)-P3□BDM	—	1		
			S2PR(U)-P3□2BDM	—	2		
			S2PR(U)-P3□ABDM	1	1	—	1
			S2PR(U)-P3□ALM	1	—		
			S2PR(U)-P3□2ALM	2	—		
			S2PR(U)-P3□BLM	—	1		
			S2PR(U)-P3□2BLM	—	2		
			S2PR(U)-P3□ABLM	1	1		
※□ indicates color: <b>R, B, G, Y, W</b> ※The control unit, contact blocks, LED blocks are sold separately. (control unit: bold letters, contact block: regular letters) ※Control unit+contact block (modular type) models do not contain "Push" markings on the button cap. ※Models with 'U' in the model name is available only for control unit. 'U' models do not contain "Push" markings on the button cap. ※The LED color is the same as the control unit. ※Waterproof cap (model: SA-WP) is available.							
• Dimensions <span style="float: right;">(unit: mm)</span>							
							
※For panel cut-out dimensions, please refer to page A-82.							
	 S2PR-P3Y□ 	Singular contact	S2PR(U)-P3□AD	1	—	1	—
			S2PR(U)-P3□2AD	2	—		
			S2PR(U)-P3□BD	—	1		
			S2PR(U)-P3□2BD	—	2		
			S2PR(U)-P3□ABD	1	1	—	1
			S2PR(U)-P3□AL	1	—		
			S2PR(U)-P3□2AL	2	—		
			S2PR(U)-P3□BL	—	1		
			S2PR(U)-P3□2BL	—	2		
			S2PR(U)-P3□ABL	1	1		
※□ indicates color: <b>R, B, G, Y, W</b> ※The control unit, contact blocks, LED blocks are sold separately. (control unit: bold letters, contact block: regular letters) ※Control unit+contact block (singular type) models contain "Push" markings on the button cap. ※Models with 'U' in the model name is available only for control unit. 'U' models do not contain "Push" markings on the button cap. ※The LED color is the same as the control unit. ※Waterproof cap (model: SA-WP) is available.							
• Dimensions <span style="float: right;">(unit: mm)</span>							
							
※For panel cut-out dimensions, please refer to page A-82.							



# Ø22/25 Push Button Switches

Type	Appearance	Model	Contact block		LED block		
			A contact	B contact	AC/DC voltage	AC voltage	
Extended button (illuminated)	 <p>S2PRU-E3W□</p>	Modular contact	S2PR(U)-E3□ADM	1	—	1	—
			S2PR(U)-E3□2ADM	2	—		
			S2PR(U)-E3□BDM	—	1		
			S2PR(U)-E3□2BDM	—	2		
			S2PR(U)-E3□ABDM	1	1	—	1
			S2PR(U)-E3□ALM	1	—		
			S2PR(U)-E3□2ALM	2	—		
			S2PR(U)-E3□BLM	—	1		
			S2PR(U)-E3□2BLM	—	2		
			S2PR(U)-E3□ABLM	1	1		
※□ indicates color: <b>R</b> , <b>B</b> , <b>G</b> , <b>Y</b> , <b>W</b> ※The control unit, contact blocks, LED blocks are sold separately. (control unit: bold letters, contact block: regular letters) ※Control unit+contact block (modular type) models do not contain "Push" markings on the button cap. ※Models with 'U' in the model name is available only for control unit. 'U' models do not contain "Push" markings on the button cap. ※The LED color is the same as the control unit. ※Waterproof cap (model: SA-WP) is available.							
• Dimensions <span style="float: right;">(unit: mm)</span>							
			 <p>Panel thickness: Max. 6mm</p> <p>48.1, 30.4, Ø28.3, 14.8, 46.5, 25, 39.4</p>				
※For panel cut-out dimensions, please refer to page A-82.							
Type	Appearance	Model	Contact block		LED block		
			A contact	B contact	AC/DC voltage	AC voltage	
Singular contact	 <p>S2PR-E3W□</p>	Singular contact	S2PR(U)-E3□AD	1	—	1	—
			S2PR(U)-E3□2AD	2	—		
			S2PR(U)-E3□BD	—	1		
			S2PR(U)-E3□2BD	—	2		
			S2PR(U)-E3□ABD	1	1	—	1
			S2PR(U)-E3□AL	1	—		
			S2PR(U)-E3□2AL	2	—		
			S2PR(U)-E3□BL	—	1		
			S2PR(U)-E3□2BL	—	2		
			S2PR(U)-E3□ABL	1	1		
※□ indicates color: <b>R</b> , <b>B</b> , <b>G</b> , <b>Y</b> , <b>W</b> ※The control unit, contact blocks, LED blocks are sold separately. (control unit: bold letters, contact block: regular letters) ※Control unit+contact block (singular type) models contain "Push" markings on the button cap. ※Models with 'U' in the model name is available only for control unit. 'U' models do not contain "Push" markings on the button cap. ※The LED color is the same as the control unit. ※Waterproof cap (model: SA-WP) is available.							
• Dimensions <span style="float: right;">(unit: mm)</span>							
			 <p>Panel thickness: Max. 6mm</p> <p>48.1, 30.4, Ø28.3, 14.8, 39.4, A, B</p>				
※For panel cut-out dimensions, please refer to page A-82.							

## Ø22/25 Square Push Button Switches (S2PRS Series)

Type	Appearance	Model	Contact block		LED block										
			A contact	B contact	AC/DC voltage	AC voltage									
Extended	 S2PRS-P1B□	<b>S2PRS-P1</b> □A(M)	1	—	—	—									
		<b>S2PRS-P1</b> □2A(M)	2	—											
		<b>S2PRS-P1</b> □3A(M)	3	—											
		<b>S2PRS-P1</b> □B(M)	—	1											
		<b>S2PRS-P1</b> □2B(M)	—	2											
		<b>S2PRS-P1</b> □3B(M)	—	3											
		<b>S2 PRS-P1</b> □AB(M)	1	1											
		<b>S2PRS-P1</b> □2AB(M)	2	1											
		<b>S2PRS-P1</b> □A2B(M)	1	2											
※□ indicates color: <b>R</b> , <b>B</b> , <b>G</b> , <b>Y</b> , <b>K</b> ※The M in the model name indicates modular type contact block. Models without M are singular contact block. ※The control unit, contact blocks, LED blocks are sold separately. (control unit: bold letters, contact block: regular letters)															
• Dimensions <span style="float: right;">(unit: mm)</span>															
					<table border="1"> <thead> <tr> <th></th> <th>A</th> <th>B</th> </tr> </thead> <tbody> <tr> <td>Singular type</td> <td>48.5</td> <td>27.0</td> </tr> <tr> <td>Modular type</td> <td>46.5</td> <td>25.0</td> </tr> </tbody> </table>			A	B	Singular type	48.5	27.0	Modular type	46.5	25.0
	A	B													
Singular type	48.5	27.0													
Modular type	46.5	25.0													
※For panel cut-out dimensions, please refer to page A-82.															

Control Switches

Ø16

Ø22/25

Ø30

□30

Push Button Switches

Round

Square

Rectangular

Selector Switches

Round

Square

Rectangular

Key Selector Switches

Round

Square

Rectangular

Double Push Button Switches

Mushroom-head Push Button Switches

Emergency Switches

Pilot Lights

Accessories

Buzzers



# Ø22/25 Push Button Switches

Type	Appearance	Model	Contact block		LED block		
			A contact	B contact	AC/DC voltage	AC voltage	
Extended (illuminated)	 S2PRSU-P3R□  	Standard/Modular contact	S2PRS(U)-P3□ADM	1	—	1	—
			S2PRS(U)-P3□2ADM	2	—		
			S2PRS(U)-P3□BDM	—	1		
			S2PRS(U)-P3□2BDM	—	2		
			S2PRS(U)-P3□ABDM	1	1	—	1
			S2PRS(U)-P3□ALM	1	—		
			S2PRS(U)-P3□2ALM	2	—		
			S2PRS(U)-P3□BLM	—	1		
			S2PRS(U)-P3□2BLM	—	2		
			S2PRS(U)-P3□ABLM	1	1		
※□ indicates color: <b>R</b> , <b>B</b> , <b>G</b> , <b>Y</b> , <b>W</b> ※The control unit, contact blocks, LED blocks are sold separately. (control unit: bold letters, contact block: regular letters) ※Control unit+contact block (modular type) models do not contain "Push" markings on the button cap. ※Models with 'U' in the model name is available only for control unit. 'U' models do not contain "Push" markings on the button cap. ※The LED color is the same as the control unit.   ※Waterproof cap (model: SA-WP) is available.							
• Dimensions <span style="float: right;">(unit: mm)</span>							
							
※For panel cut-out dimensions, please refer to page A-82.							
Appearance	Model	Contact block		LED block			
		A contact	B contact	AC/DC voltage	AC voltage		
 S2PRS-P3R□  	Standard/Singular contact	S2PRS(U)-P3□AD	1	—	1	—	
		S2PRS(U)-P3□2AD	2	—			
		S2PRS(U)-P3□BD	—	1			
		S2PRS(U)-P3□2BD	—	2			
		S2PRS(U)-P3□ABD	1	1	—	1	
		S2PRS(U)-P3□AL	1	—			
		S2PRS(U)-P3□2AL	2	—			
		S2PRS(U)-P3□BL	—	1			
		S2PRS(U)-P3□2BL	—	2			
		S2PRS(U)-P3□ABL	1	1			
※□ indicates color: <b>R</b> , <b>B</b> , <b>G</b> , <b>Y</b> , <b>W</b> ※The control unit, contact blocks, LED blocks are sold separately. (control unit: bold letters, contact block: regular letters) ※Control unit+contact block (singular type) models contain "Push" markings on the button cap. ※Models with 'U' in the model name is available only for control unit. 'U' models do not contain "Push" markings on the button cap. ※The LED color is the same as the control unit.   ※Waterproof cap (model: SA-WP) is available.							
• Dimensions <span style="float: right;">(unit: mm)</span>							
							
※For panel cut-out dimensions, please refer to page A-82.							



# Ø22/25 Push Button Switches

## Control Switches

Ø16

Ø22/25

Ø30

□30

## Push Button Switches

Round

Square

Rectangular

## Selector Switches

Round

Square

Rectangular

## Key Selector Switches

Round

Square

Rectangular

## Double Push Button Switches

## Mushroom-head Push Button Switches

## Emergency Switches

## Pilot Lights

## Accessories

## Buzzers

Type	Appearance	Model	Contact block		LED block		
			A contact	B contact	AC/DC voltage	AC voltage	
Extended (illuminated)	 <p>S2PRS-P3YU□</p> 	Arrows (Left/Right)	S2PRS-P3□LAD(M)	1	—	1	—
			S2PRS-P3□L2AD(M)	2	—		
			S2PRS-P3□LBD(M)	—	1		
			S2PRS-P3□L2BD(M)	—	2		
			S2PRS-P3□LABD(M)	1	1		
			S2PRS-P3□LAL(M)	1	—		
			S2PRS-P3□L2AL(M)	2	—		
			S2PRS-P3□LBL(M)	—	1		
			S2PRS-P3□L2BL(M)	—	2		
			S2PRS-P3□LABL(M)	1	1		
		Arrows (Up/Down)	S2PRS-P3□UAD(M)	1	—	1	—
			S2PRS-P3□U2AD(M)	2	—		
			S2PRS-P3□UBD(M)	—	1		
			S2PRS-P3□U2BD(M)	—	2		
			S2PRS-P3□UABD(M)	1	1		
			S2PRS-P3□UAL(M)	1	—		
			S2PRS-P3□U2AL(M)	2	—		
			S2PRS-P3□UBL(M)	—	1		
			S2PRS-P3□U2BL(M)	—	2		
			S2PRS-P3□UABL(M)	1	1		

※□ indicates color: **R**, **B**, **G**, **Y**, **W**

※Models without 'U' in the model name contain "Push" markings on the button cap.

※The M in the model name indicates modular type contact block. Models without M are singular contact block.

※The control unit, contact blocks, LED blocks are sold separately.

(control unit: bold letters, contact and LED block: regular letters)

※The LED color is the same as the control unit.

### • Dimensions

(unit: mm)



	A	B
Singular type	48.5	27.0
Modular type	46.5	25.0

※For panel cut-out dimensions, please refer to page A-82.

# Ø22/25 Panel Cut-out Dimensions

## Ø22/25 Panel Cut-out Dimensions

(unit: mm)

Type		A	B	Panel Cut-out Dimensions	
Round/Square Push Button Switches (S2PR/S2PRS Series)			33	55	<p>&lt;Mounting hole: Ø25&gt;</p>  <p>&lt;Mounting hole: Ø22&gt;</p> 
Round Selector Switches (S2SR/S2SRN Series)	Short lever		33	55	
	Long lever		55	55	
Round Key Selector Switches (S2KR Series)			33	55	
Double Push Button Switches (S2TR Series)			33	60	
Mushroom-head Push Button Switches (S2BR Series)			33	55	
Emergency Switches (S2ER Series)	D30		33	55	
	D40		55	55	
	D60		80	80	
Pilot Lights (L2RR Series)			33	55	